



Gilwell Park Summit Bechtel Reserve

This January, the Summit Bechtel Reserve will become **Gilwell Park**, a symbolic place that you will call "Happy Land" and sing about going back to again and again. As background to prepare you for your training at SBR's Gilwell Park, here is a little information about the original Gilwell Park, which began over 100 years ago in Great Britain.

In 1919, the Boy Scout Association purchased Gilwell Park in Great Britain, near London. Later that year, Robert Baden-Powell held the first Wood Badge course on that site.

Baden-Powell felt that effective volunteer training was critical to a good Scouting program and that Gilwell Park was part of that training. So, wherever a Wood Badge course is held, the location is transformed into Gilwell Park, and Wood Badge participants become members of Troop 1, honoring this tradition.

When you arrive at SBR's Gilwell Park in January, you will become a member of Troop 1 – like all Wood Badge participants before you. But even more important than the symbolic transformation of SBR into Gilwell Park, is how the Wood Badge course continues to transform participants like you into better adult volunteers!

In This Issue:

- Gilwell Park
- Sleeping Arrangements
- Patrol Order/History
- Uniform Requirements
- Medical Form
- Check Your List
- Decoding the Troop Number
- The Meaning of the Wood Badge Logo
- Wood Badge History Trivia
- The SBR-25-1 Store
- Meet The Staff:
 - Senior Patrol Leaders
 - Assistant Senior Patrol Leaders
- Train Before You Train
- Trivia Answers
- Travel Arrangements



Sleeping Arrangements

During the Wood Badge course, you will spend much of your time in the indoor facilities at the Pigott Bunkhouse and Dining Hall. This building has modern amenities including WiFi, restrooms, and showers. Bunks, bedding, and towels will be provided by the Summit, and we will put three people in each bunkroom. For further questions, please email wb2025summit@gmail.com.



Course Information

Course Dates: January 20-24, 2024.

Arrival: 1:00-6:00 PM EST on Sunday, January 19.
Welcome Dinner at Pigott Dining Hall - (field uniform).

Course Start: 6:30 AM on Monday, January 20.

Course End: Approximately 5:00 PM on Friday, January 24. Participants are welcome to depart after 5:00 PM on Friday or on Saturday, January 25.

Wood Badge Patrol Order & History

Wood Badge participants are organized into patrols, similar to how Scouts are organized into patrols within a troop. When Baden-Powell designed the Scouting program, he found that small groups of 6-8 naturally worked well together. Participants will find an instant bond with fellow Scouters of the same patrol.

Specific patrol names are used in Wood Badge: Beaver, Bobwhite, Eagle, Fox, Owl, Bear, Buffalo, and Antelope. These patrols are always organized in this specific order. (Fun fact: Before Wood Badge was combined into one shared curriculum for all Scouting programs, each level of Scouting had their own version of Wood Badge and their own unique patrol names. For example, Explorer Wood Badge courses used the names of early explorers for patrol names like Kit Carson and Daniel Boone.)



Uniform Requirements

During the Wood Badge course, participants will wear their field uniform, which consists of an official Scout shirt, pants/shorts, belt, and socks. Please wear the appropriate uniform with the proper insignia for your Scouting position.

If you have any questions about the uniform, you can visit your council's Scout Shop, or visit www.scoutshop.org.

Some leaders have two official Scout shirts, but you are not required to purchase a second uniform for Wood Badge. You will receive a Wood Badge neckerchief and one course activity t-shirt during the course. There are coin-operated laundry facilities in the bunkhouse for you to use, so bring lots of quarters and detergent.

We will wear the activity shirt at different times during the week; however, most days we will be wearing the official field uniform.



**A Scout smiles and whistles under all circumstances.
~ Lord Robert Baden-Powell**



Medical Form

Participants must bring a BSA Annual Health and Medical Record form (Parts A, B & C) with them as well as a copy (front and back) of their insurance card. Your physical must be valid through the end of the course. Part C must be completed by a doctor. A copy of this form can be downloaded [here](#).

Check Your List...

Required Forms

1. BSA Annual Health and Medical Record
 - (Bring completed form A, B, & C with you)
2. Precourse Assignment: 15 Questions (found [here](#)).
3. Precourse online modules
4. See SBR Covid-19 Protocols <https://www.summitbsa.org/covid19/>



Additional Notes

You can find many of these documents on the course website found [here](#).

Plan to bring a laptop or tablet—we'll be providing a majority of the materials electronically, so you'll need a way to access these during the course. The device you bring should be able to connect to Wi-Fi to access the documents.

Decoding the Troop Number

What does SBR-25-1 mean? You keep seeing these numbers and letters everywhere from emails to our course logo. It won't be long until you see them on the course activity shirt and participant materials that you will receive when you arrive at camp. So what do they mean?

This course has a special designation because of where it is held. The formula is SBR-Year-Number of Courses that year. SBR because it's being held at the Summit Bechtel Reserve, 25 for the year and 1 because it's the first course of the year.



The Meaning of the Wood Badge Logo

At the center of the Wood Badge logo is the Scout badge. This emblem originally stood for north on a mariner's compass. This design is also known as a trefoil, a flower with three leaves, or a fleur-de-lis, which is French for an iris flower. While this is clearly the BSA Scout badge, it is also the basic shape of Scouting emblems used around the world.

To symbolize the fellowship of Scouting in the United States and throughout the world is the a thin leather cord, or bootlace as described by Baden Powell. It has two small wooden beads attached near the bottom. The leather cord and beads encircle the Scout badge.




The Scout badge, beads and cord are surrounded by an unfinished pentagon. The colors of the pentagon—Scouting red, blue, green, gold, and black—represent the MacLaren tartan. The MacLaren tartan is closely associated with Gilwell Park near London, England, where the first Wood Badge course was held in 1919.

The pentagon also represents the five themes of Wood Badge:

- **Living the Values** – about being the values, who you are personally, setting the example.
- **Growing** – about knowing and growing yourself first, a commitment to continuous improvement and lifelong learning.
- **Connecting** – with other people.
- **Guiding** – focusing on enabling and developing others.
- **Empowering** – ultimately helping other people to become healthier, wiser, more free, more autonomous, and more likely to serve and to lead other people themselves.

The corners of the open pentagon are mitered, symbolizing that each participant must internalize the content of the five themes and thus, by completing their ticket, join the corners together as an artisan completes his or her work.

The two beads symbolize the BSA's ideals of leadership and service to Scouting, America, and the world beyond.



Did You Know? Wood Badge History

1. How long was the 1st Wood Badge course in 1919?
2. How old was the original Scoutmaster for the 1919 course at Gilwell Park?
3. How many patrols were there at the 1919 course?
4. Who rewarded participants with their beads at the the first course?
5. In what year did the last surviving person to attend the first Wood Badge pass away?

The SBR-25-1 Storefront is Open for Orders!

For all your Wood Badge shopping needs: bsagccwoodbadge.aimsmarter.com/

Place your orders by
December 1st!!!



Important Notes: Your course registration fee includes a beanie, short-sleeve t-shirt, 14oz double wall stainless mug, and a pen. If you are happy with those items, there is no need to do anything more; but if you want to buy more cool course stuff...please do! Just be sure to **place your orders by December 1st** to ensure their arrival at your home to be able to bring to the course! (In case of supply chain issues, please be aware that items may be substituted for a similar brand or color.)

More important notes: There is an opportunity to buy a Participant Notebook with summary sheets! These sheets will also be provided electronically during the course, so if you don't want to buy a Participant Notebook, no worries! You can bring a laptop/tablet and download the information during the course. **This book DOES NOT INCLUDE the slides which will be presented during the course.**



Gray Troop Senior Patrol Leader

Name: Angelique Minett

Hometown: Morris, IL

Participant Year: 2018

Critter: Beaver

Council: Rainbow Council

Pack#/Troop#: Troop 808/469 (Pilot Combined Troop)

Current Scouting Role: ASM, Council Commissioner,
National Chair of Scouts BSA Program

Number of Years as a WB Staffer: 4 (Asst Scribe, TG,
ASM-TG)



Has Wood Badge helped you in your personal life? If so, how?

Wood Badge has given me the opportunity to fully develop my presentation skills, taught me how to set meaningful and achievable personal goals, and has helped me practice formal conflict management skills.

What advice would you like to impart to the new participants?

Try not to worry or overthink, just enjoy the ride! You're not supposed to have everything all figured out, that's what makes it a fun adventure of self discovery!

What does WoodBadge and/or Scouting mean to you?


Scouting celebrates our differences while uniting us under a common set of values. We're in pursuit, together, of a better world for our children and their children.

What has WoodBadge taught you about yourself?

Take the big step.

If you were a crayon, what color would you be?

I can't pick just one color. That's like picking a favorite child.



Orange Troop Senior Patrol Leader

Name: Josh Kirby

Hometown: State College, PA

Participant Year: 2004

Critter: Fox

Council: Juniata Valley Council

Pack#/Troop#: Pack 67

Current Scouting Role: Pack Trainer, Council Training Committee Chair, Council Executive Board, National Camping & Trekking Committee

Number of Years as a WB Staffer: 2 (TG, ASM-TG)



Has Wood Badge helped you in your personal life? If so, how?

Wood Badge crystallizes the communication, organization, and planning skills necessary for a family to function synergistically. I have even taught some situational leadership skills to my 9-year-old daughter by diagramming some of the topics we cover in the course.

What advice would you like to impart to the new participants?

You will make a substantial sacrifice in order to be a part of SBR-25-1, and we are deeply grateful for your choice to join us and your commitment to Scouting. For some participants, much of what we present in the course, and much of what they are exposed to in conversations with new friends and mentors, will be new and even unimaginable. They will experience magic, and their Scouting futures will be far different from their past. For other participants, some of the leadership topics in this course have been presented in their workplace or other management settings. To these folks I say, "There is still much magic to be had!" Take the time to analyze the skills in relation to your home Scouting scenario—and what you hope for Scouting to become. And leverage this opportunity to talk with some of the most dedicated and committed Scouters you've met in your lifetime. Following this vision, nothing will be the same even if it feels familiar.

What has WoodBadge taught you about yourself?

I embrace the responsibility of leadership, especially where I can clear the obstacles and construct an optimal environment for common success.

If you were a crayon, what color would you be?

Forest Green

Gray Troop Assistant Senior Patrol Leader

Name: Catherine Kaser

Hometown: Hockessin, DE

Participant Year: 2020

Critter: Buffalo

Council: Del-Mar-Va Council

Pack#/Troop#: Troop 1923, Crew 1923, Troop 252

Current Scouting Role: District Training Chair, Unit Committee Member

Number of Years as a WB Staffer: 3 (TG, Scribe, ASPL)



What do you feel is one of the best takeaways from your Wood Badge experience?

Wood Badge has made it second nature to ask "What does success look like?" and has made me a fierce advocate of ensuring that my units are offering a youth-led program.

What advice would you like to impart to the new participants?

Come prepared to be curious about yourself and open to new ways of looking at things, meet dynamic people, and joyfully reignite your Scouting!

What does WoodBadge and/or Scouting mean to you?

Wood Badge and Scouting mean I am living my values, growing as a leader, and empowering youth. They also mean making some of my very best friends from all around the country.

What is your goal as a WoodBadge staff member this year?

I'm excited to highlight the fact that Scouting is FUN while I support our participants and my fellow staff members.

If you were a crayon, what color would you be?

Blue-Green



Orange Troop Assistant Senior Patrol Leader



Name: Stephen Deatherage

Hometown: Portland, OR

Participant Year: 2020

Critter: Bobwhite

Council: Cascade Pacific Council

Pack#/Troop#: Council Committee

Current Scouting Role: BSA Alumni Association Committee;
National Youth Council

Number of Years as a WB Staffer: 3 (TG, Scribe, ASPL)

What do you feel is one of the best take-aways from your WoodBadge experience?

Team-building and relationship-building are what Wood Badge is about; and we need more places where those opportunities are presented.

What advice would you like to impart to the new participants?

Have fun and make new friends!!

What has WoodBadge taught you about yourself?

That I am happiest when serving others.


What is your goal as a WoodBadge staff member this year?

To help us deliver a fantastic experience for the participants and staff!

If you were a crayon, what color would you be?


Yellow





Reminder

There will not be time during the course to perform non-Wood Badge activities.



Train Before You Train!

Complete basic training for your current registered position. Wood Badge is part of the training continuum in Scouting. A prerequisite for the Wood Badge course is that the participant be trained for their current Scouting position.

Did You Know? Answers

1. The course was 12 days long.
2. Francis "Skipper" Gidney, the first Wood Badge Scoutmaster, was 29 years old.
3. Three patrols: the Bulls, Cuckoos, and Ravens
4. Lord Baden-Powell
5. The last surviving person to attend the course died in 2004. His name was Don Potter and he was 17 years old when he staffed the first Wood Badge course.

Travel Arrangements

How are you getting to the Summit?
Interested in arranging a carpool with someone from your area?

Please fill in your travel plans on the Transportation Spreadsheet, located [here](#)!!



SBR-25-1 Scribes

Gray: Colleen Lewy & Rima Lintakas

Orange: Don Fowler & Gary Carroll

Email: WB2025Summit@gmail.com

We ♥ your questions...and your Scouty action photos! Submit some today!

